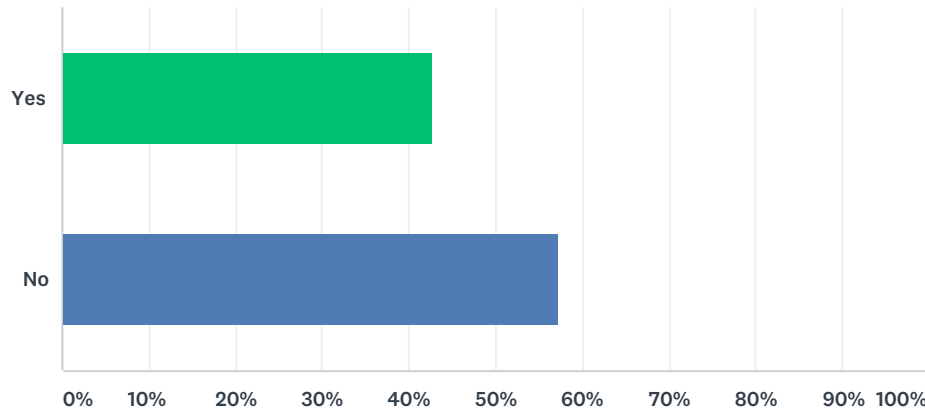


Q1 Do you use child care on a regular basis?

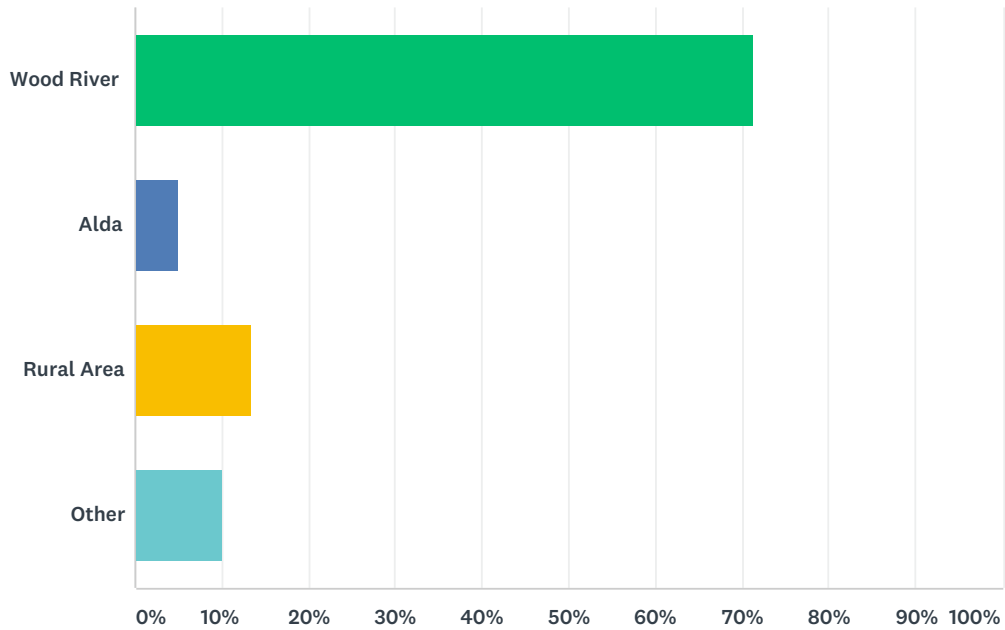
Answered: 122 Skipped: 0



ANSWER CHOICES	RESPONSES	
Yes	42.62%	52
No	57.38%	70
TOTAL		122

Q2 Where do you currently live?

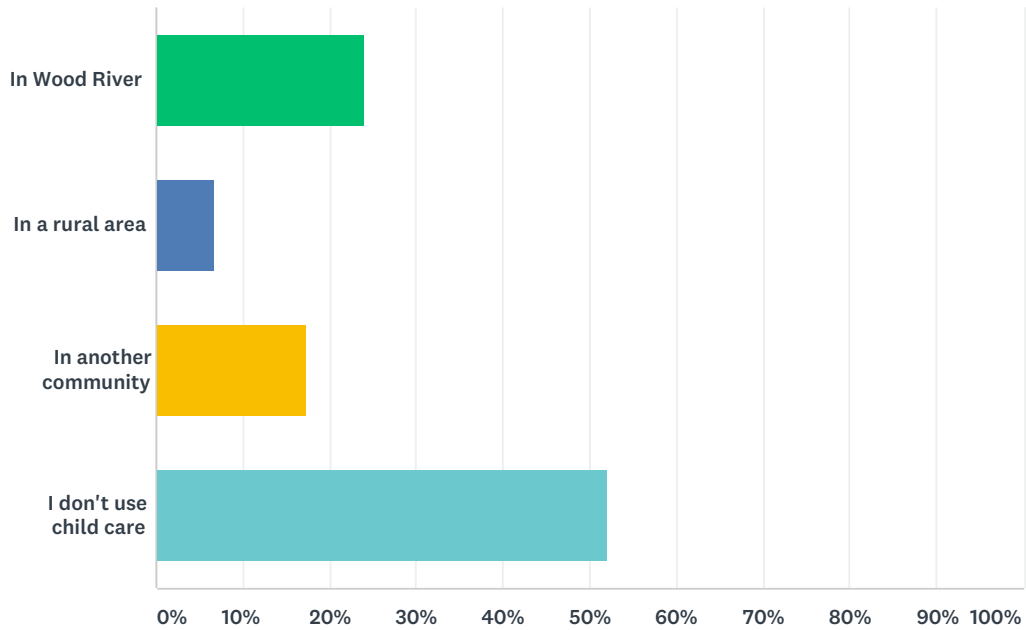
Answered: 119 Skipped: 3



ANSWER CHOICES	RESPONSES	
Wood River	71.43%	85
Alda	5.04%	6
Rural Area	13.45%	16
Other	10.08%	12
TOTAL		119

Q3 Where is your child care located?

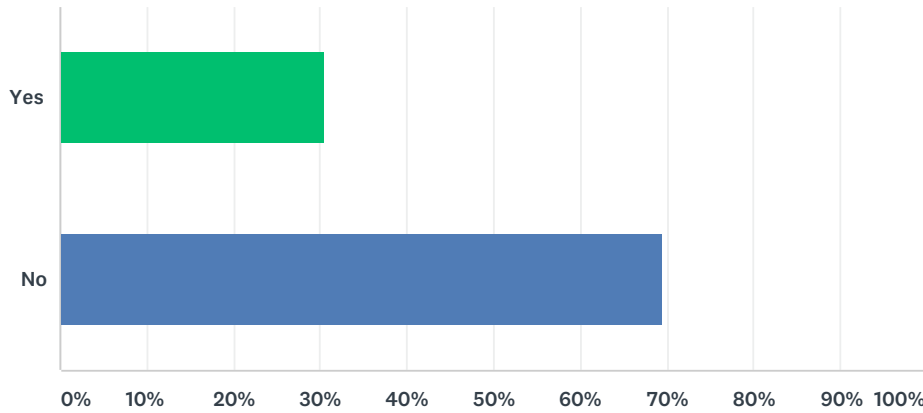
Answered: 121 Skipped: 1



ANSWER CHOICES	RESPONSES	
In Wood River	23.97%	29
In a rural area	6.61%	8
In another community	17.36%	21
I don't use child care	52.07%	63
TOTAL		121

Q4 Will your childcare needs increase in the foreseeable future (ex. pregnant, adopting, fostering)

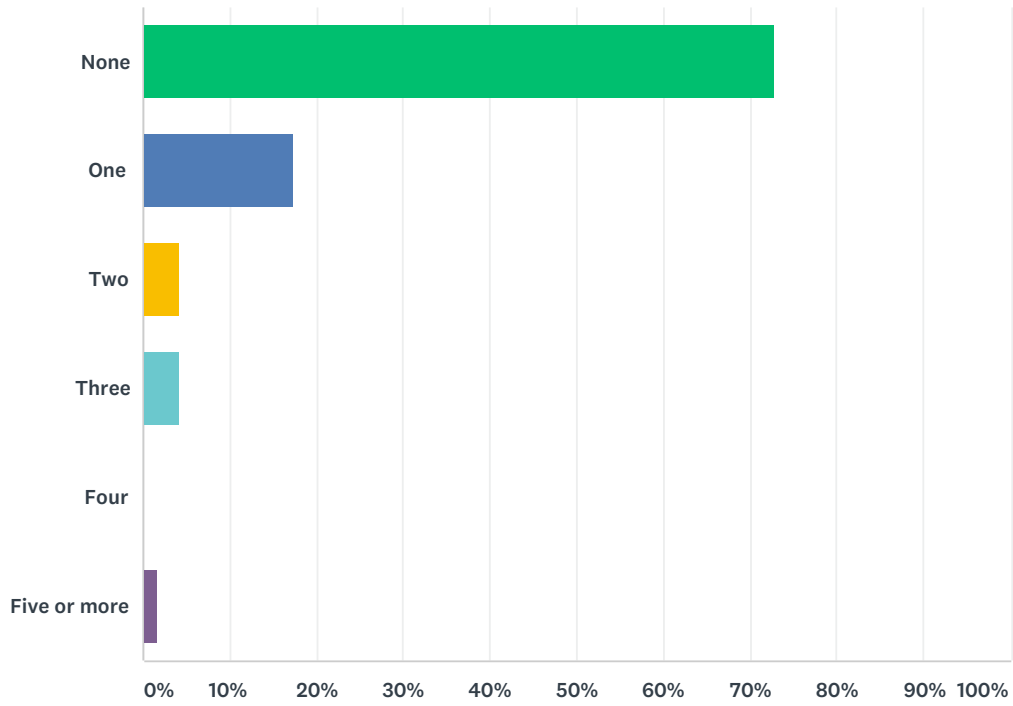
Answered: 121 Skipped: 1



ANSWER CHOICES	RESPONSES	
Yes	30.58%	37
No	69.42%	84
TOTAL		121

Q5 How many children ages 0-12 months live in your home?

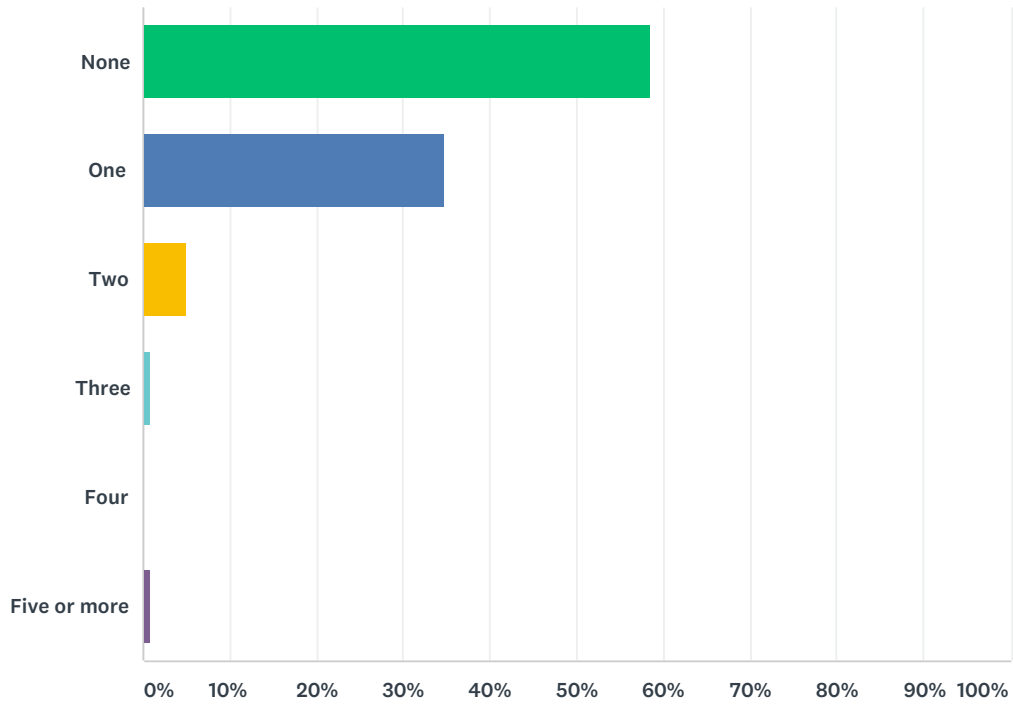
Answered: 121 Skipped: 1



ANSWER CHOICES	RESPONSES	
None	72.73%	88
One	17.36%	21
Two	4.13%	5
Three	4.13%	5
Four	0.00%	0
Five or more	1.65%	2
TOTAL		121

Q6 How many children ages 1-4 years old live in your home?

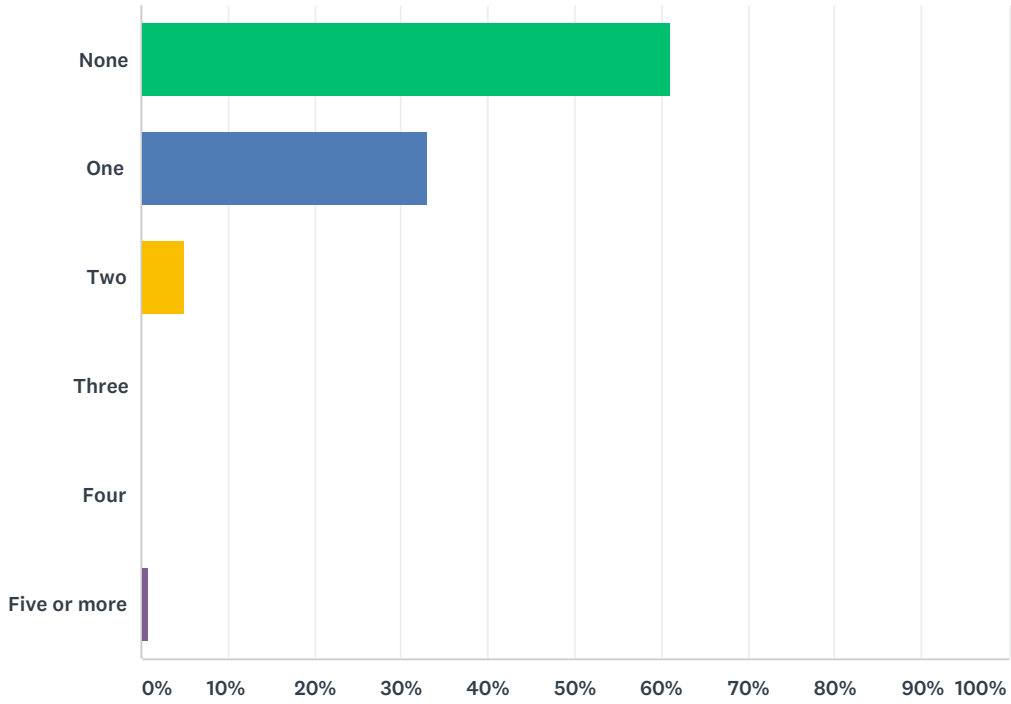
Answered: 121 Skipped: 1



ANSWER CHOICES	RESPONSES	
None	58.68%	71
One	34.71%	42
Two	4.96%	6
Three	0.83%	1
Four	0.00%	0
Five or more	0.83%	1
TOTAL		121

Q7 How many children age 5-7 years old live in your home?

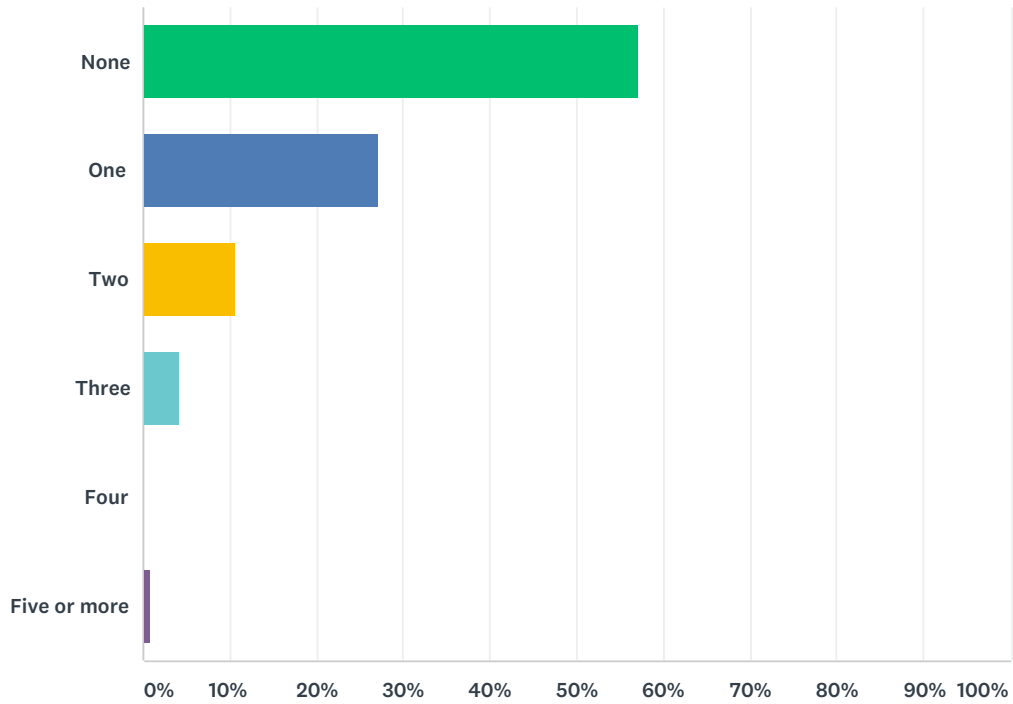
Answered: 121 Skipped: 1



ANSWER CHOICES	RESPONSES	
None	61.16%	74
One	33.06%	40
Two	4.96%	6
Three	0.00%	0
Four	0.00%	0
Five or more	0.83%	1
TOTAL		121

Q8 How many children age 8-12 years old live in your home?

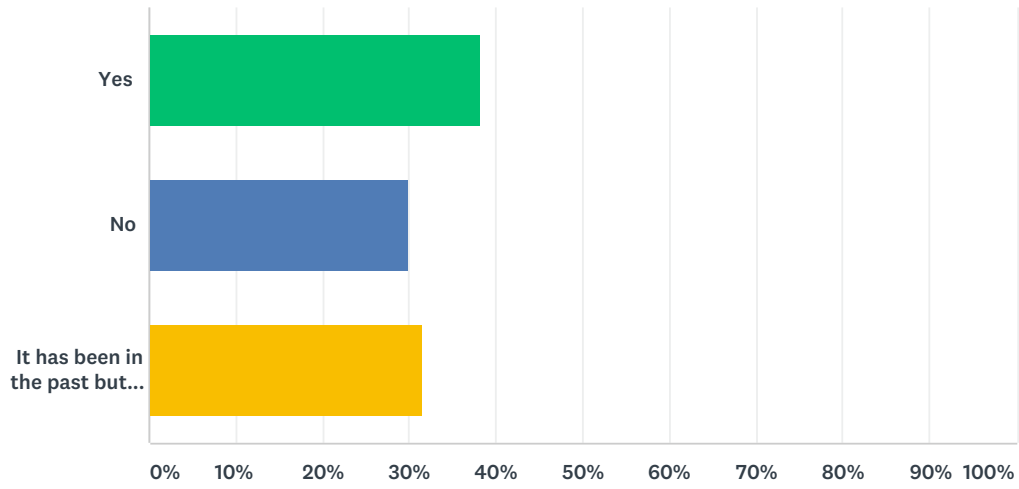
Answered: 121 Skipped: 1



ANSWER CHOICES	RESPONSES	
None	57.02%	69
One	27.27%	33
Two	10.74%	13
Three	4.13%	5
Four	0.00%	0
Five or more	0.83%	1
TOTAL		121

Q9 Is finding childcare in Wood River a problem for you?

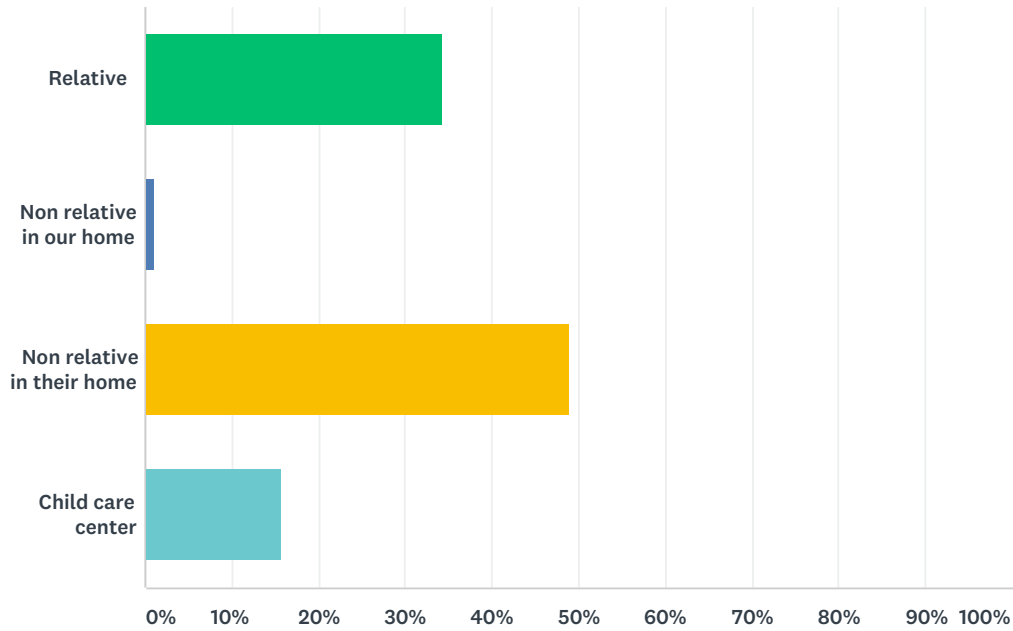
Answered: 120 Skipped: 2



ANSWER CHOICES	RESPONSES	
Yes	38.33%	46
No	30.00%	36
It has been in the past but is not at the current time.	31.67%	38
TOTAL		120

Q10 If you have used child care please tell us how that care was provided.

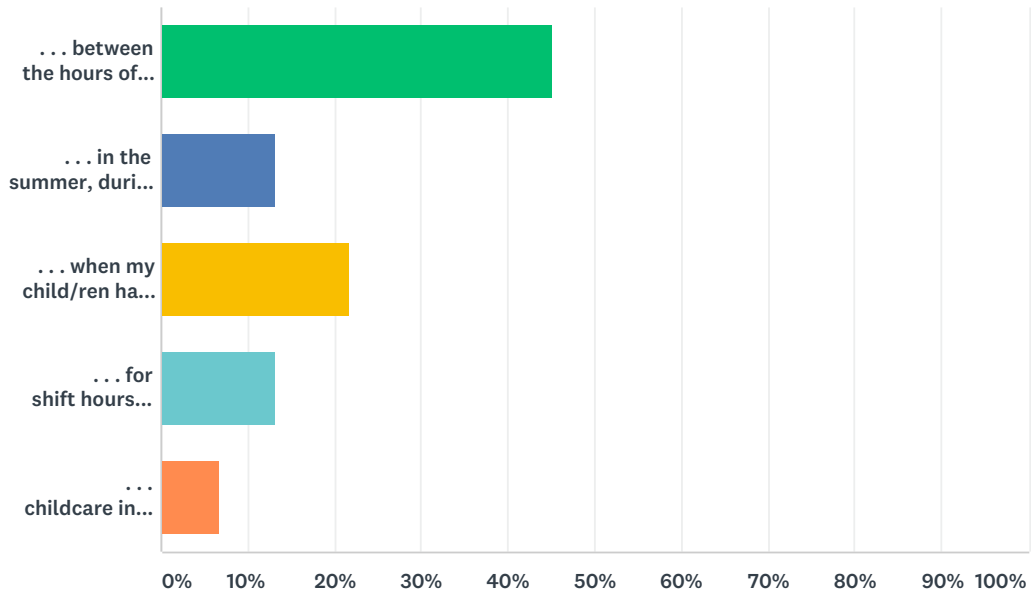
Answered: 102 Skipped: 20



ANSWER CHOICES	RESPONSES	
Relative	34.31%	35
Non relative in our home	0.98%	1
Non relative in their home	49.02%	50
Child care center	15.69%	16
TOTAL		102

Q11 Childcare in Wood River is most difficult to find . . .

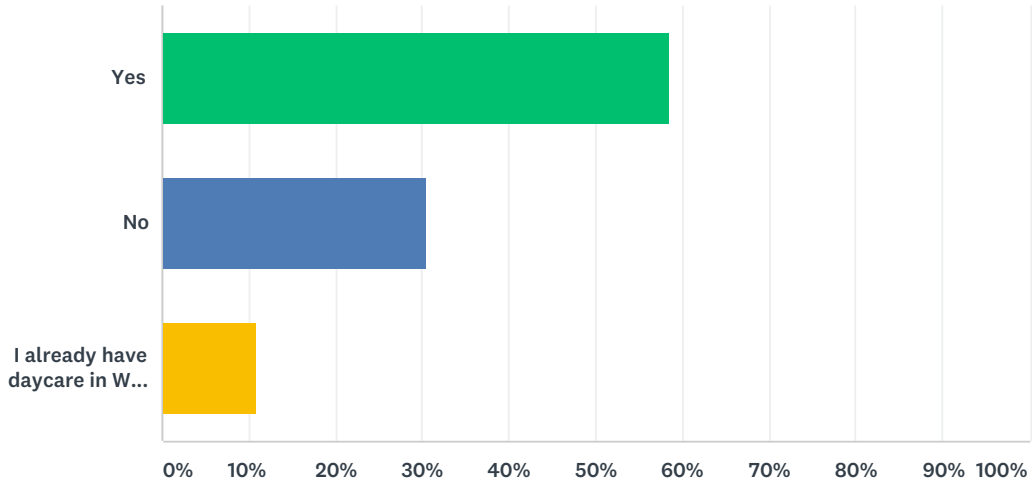
Answered: 106 Skipped: 16



ANSWER CHOICES	RESPONSES	
. . . between the hours of 8 am and 5 pm.	45.28%	48
. . . in the summer, during school vacation.	13.21%	14
. . . when my child/ren have a school day off (during the school year).	21.70%	23
. . . for shift hours between 3 pm and 8 am.	13.21%	14
. . . childcare in Wood River is not difficult to find.	6.60%	7
TOTAL		106

Q12 If daycare were available in Wood River would you consider using it?

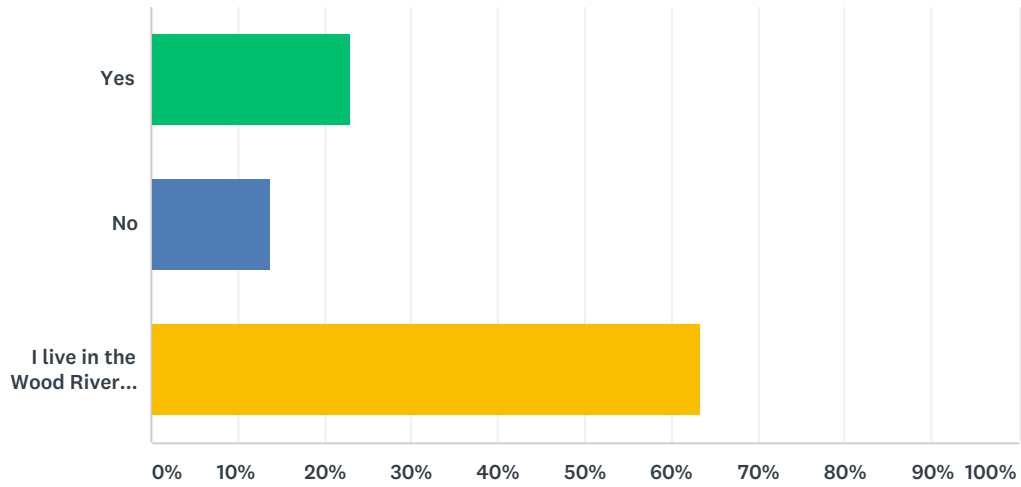
Answered: 111 Skipped: 11



ANSWER CHOICES	RESPONSES	
Yes	58.56%	65
No	30.63%	34
I already have daycare in Wood River	10.81%	12
TOTAL		111

Q13 If you do not live in the Wood River School district would you be interested in using child care in Wood River?

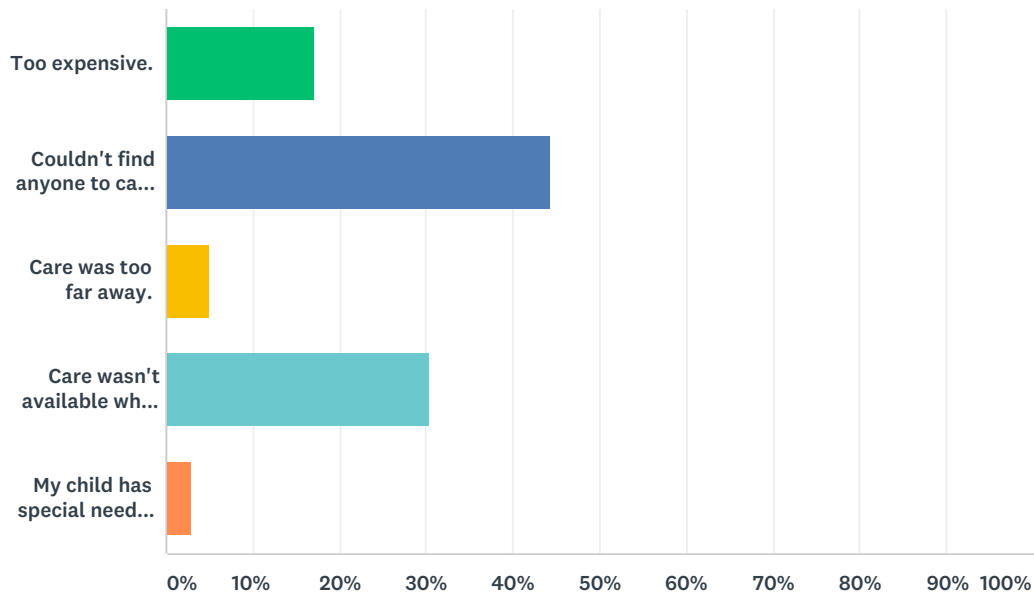
Answered: 109 Skipped: 13



ANSWER CHOICES	RESPONSES	
Yes	22.94%	25
No	13.76%	15
I live in the Wood River School district.	63.30%	69
TOTAL		109

Q14 If you have struggled to get all the child care you need, please specify the main reason why.

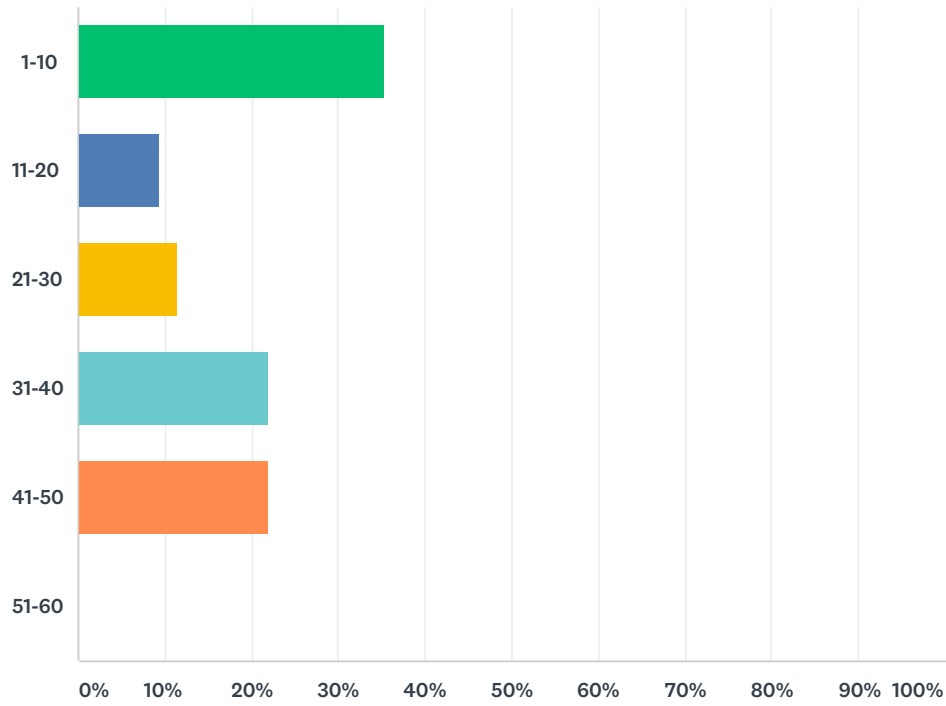
Answered: 99 Skipped: 23



ANSWER CHOICES	RESPONSES	
Too expensive.	17.17%	17
Couldn't find anyone to care for my children.	44.44%	44
Care was too far away.	5.05%	5
Care wasn't available when I needed it.	30.30%	30
My child has special needs that couldn't be accommodated.	3.03%	3
TOTAL		99

Q15 About how many hours per week do you utilize child care?

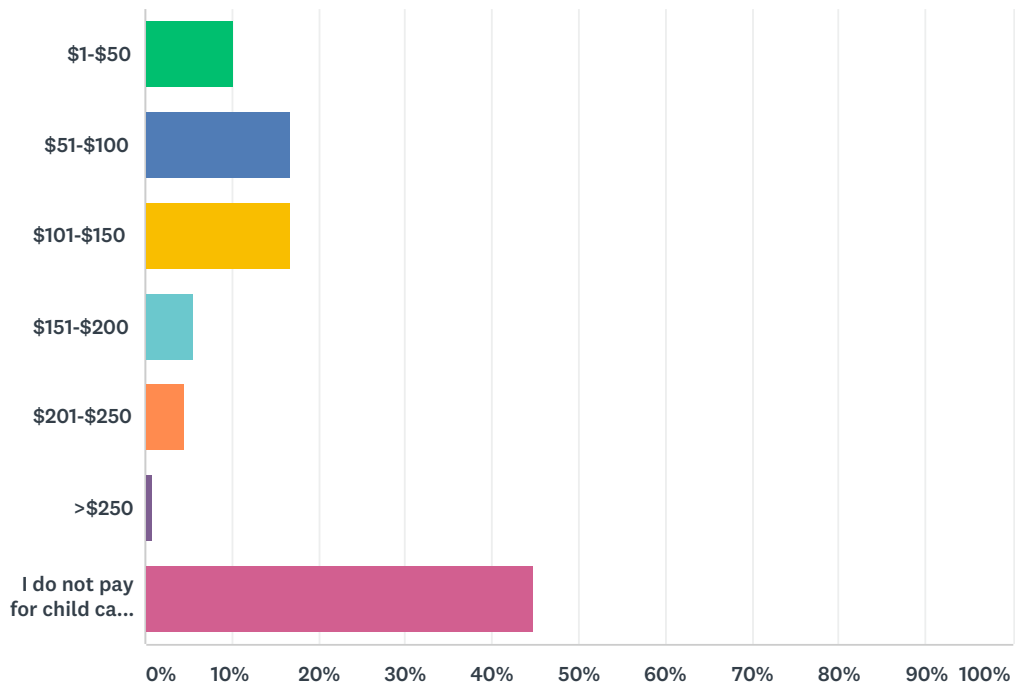
Answered: 96 Skipped: 26



ANSWER CHOICES	RESPONSES	
1-10	35.42%	34
11-20	9.38%	9
21-30	11.46%	11
31-40	21.88%	21
41-50	21.88%	21
51-60	0.00%	0
TOTAL		96

Q16 Estimate the total amount you pay per week for childcare (for all of your children combined).

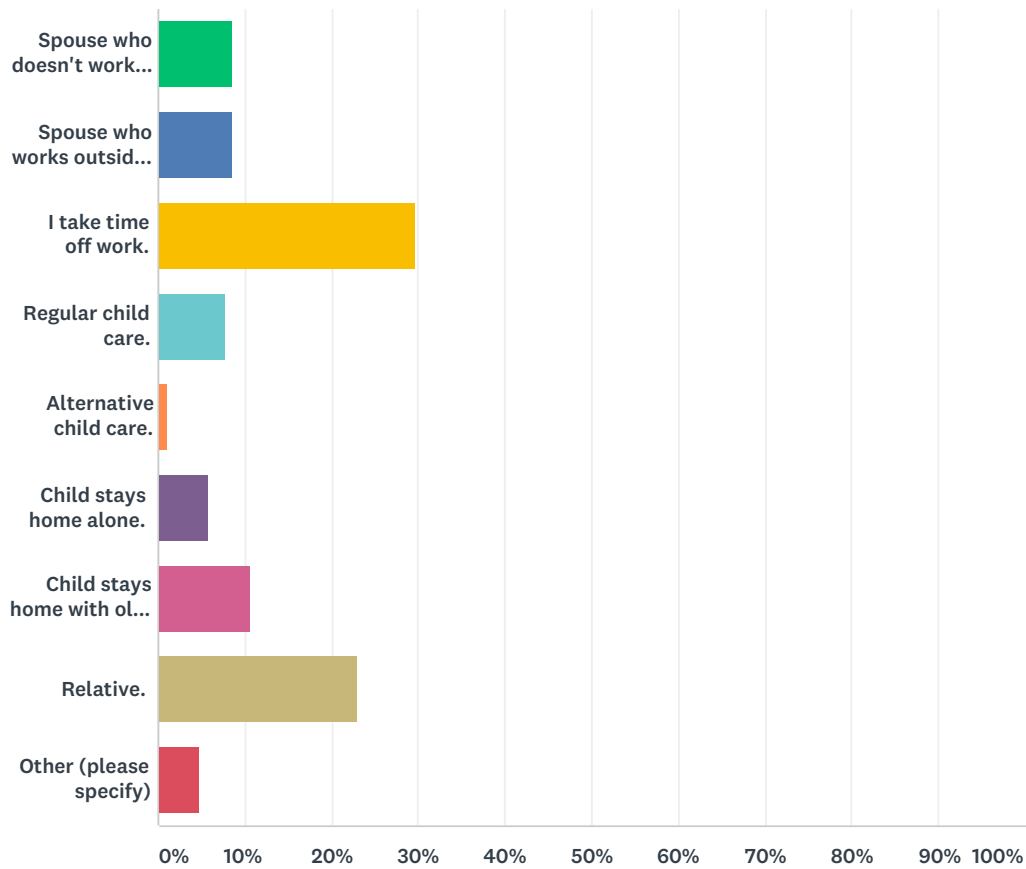
Answered: 107 Skipped: 15



ANSWER CHOICES	RESPONSES	
\$1-\$50	10.28%	11
\$51-\$100	16.82%	18
\$101-\$150	16.82%	18
\$151-\$200	5.61%	6
\$201-\$250	4.67%	5
>\$250	0.93%	1
I do not pay for child care currently.	44.86%	48
TOTAL		107

Q17 Who cares for your child(ren) when school closes for an emergency (example snow day) or for a scheduled day off of school?

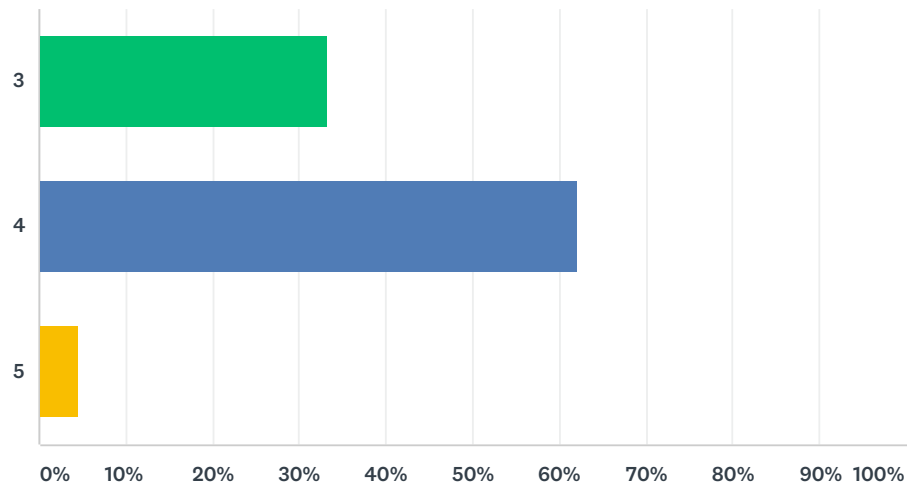
Answered: 104 Skipped: 18



ANSWER CHOICES	RESPONSES	
Spouse who doesn't work outside of the home.	8.65%	9
Spouse who works outside of the home takes time off.	8.65%	9
I take time off work.	29.81%	31
Regular child care.	7.69%	8
Alternative child care.	0.96%	1
Child stays home alone.	5.77%	6
Child stays home with older siblings.	10.58%	11
Relative.	23.08%	24
Other (please specify)	4.81%	5
TOTAL		104

Q18 When do you feel would be the optimal age to enroll your child in preschool?

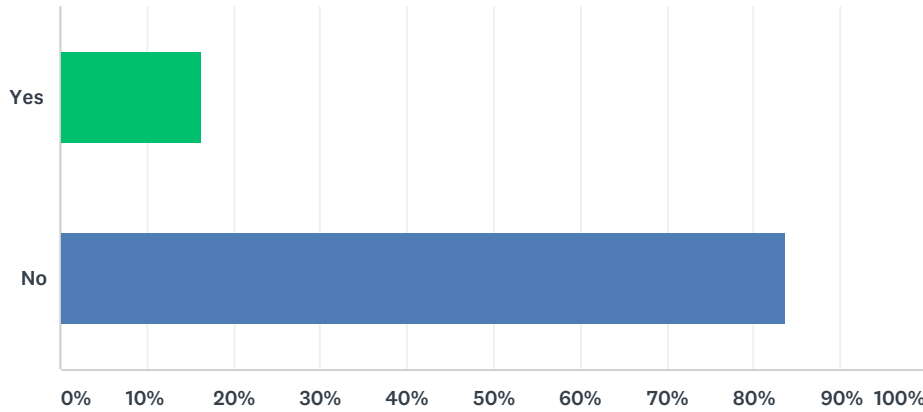
Answered: 111 Skipped: 11



ANSWER CHOICES	RESPONSES
3	33.33% 37
4	62.16% 69
5	4.50% 5
TOTAL	111

Q19 Would you be interested in working in a daycare/child care center if it was in Wood River? If yes please provide your phone number and email address in the other section so we can be in touch as plans come together.

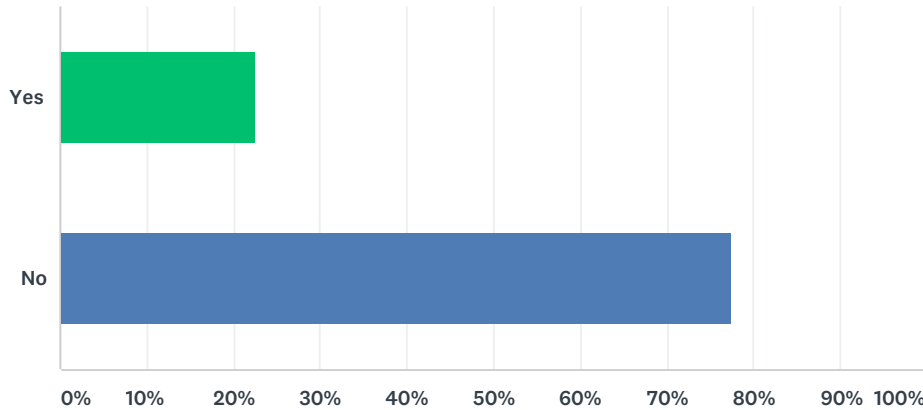
Answered: 111 Skipped: 11



ANSWER CHOICES	RESPONSES
Yes	16.22% 18
No	83.78% 93
TOTAL	111

Q20 Would you be willing to serve on the Wood River Vision 20/20 Child Care Taskforce to research and recommend a long-term solution for this community's needs? If yes please provide your email address and phone number in the other section so we can include you in this process.

Answered: 111 Skipped: 11



ANSWER CHOICES	RESPONSES	
Yes	22.52%	25
No	77.48%	86
TOTAL		111